


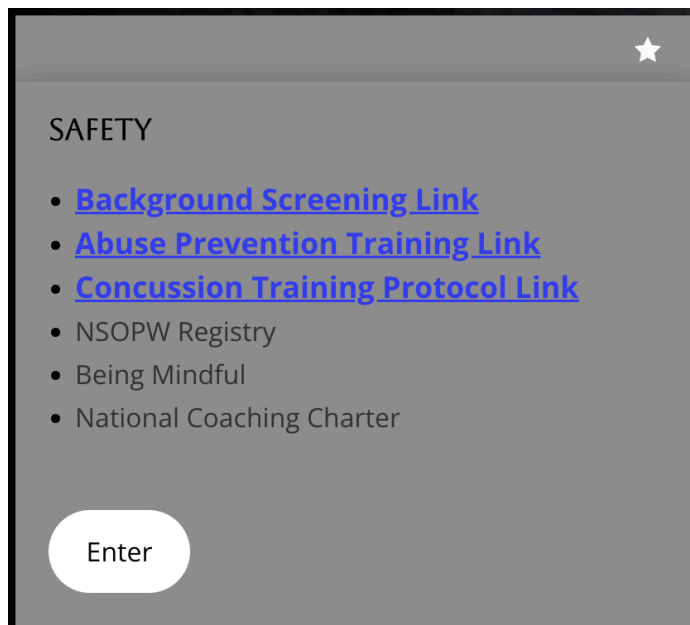
Complete NGA Abuse Training:

Follow the below steps to complete the NGA Abuse Training.

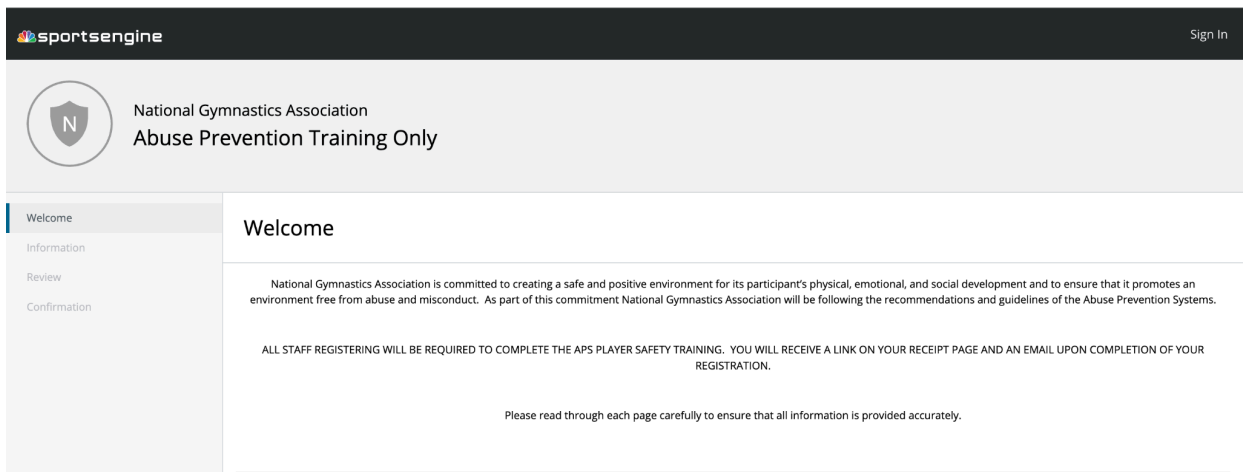
1. Navigate to the NGA website: <https://nationalgym.org/>, scroll down and click on the section labeled '**Safety**':



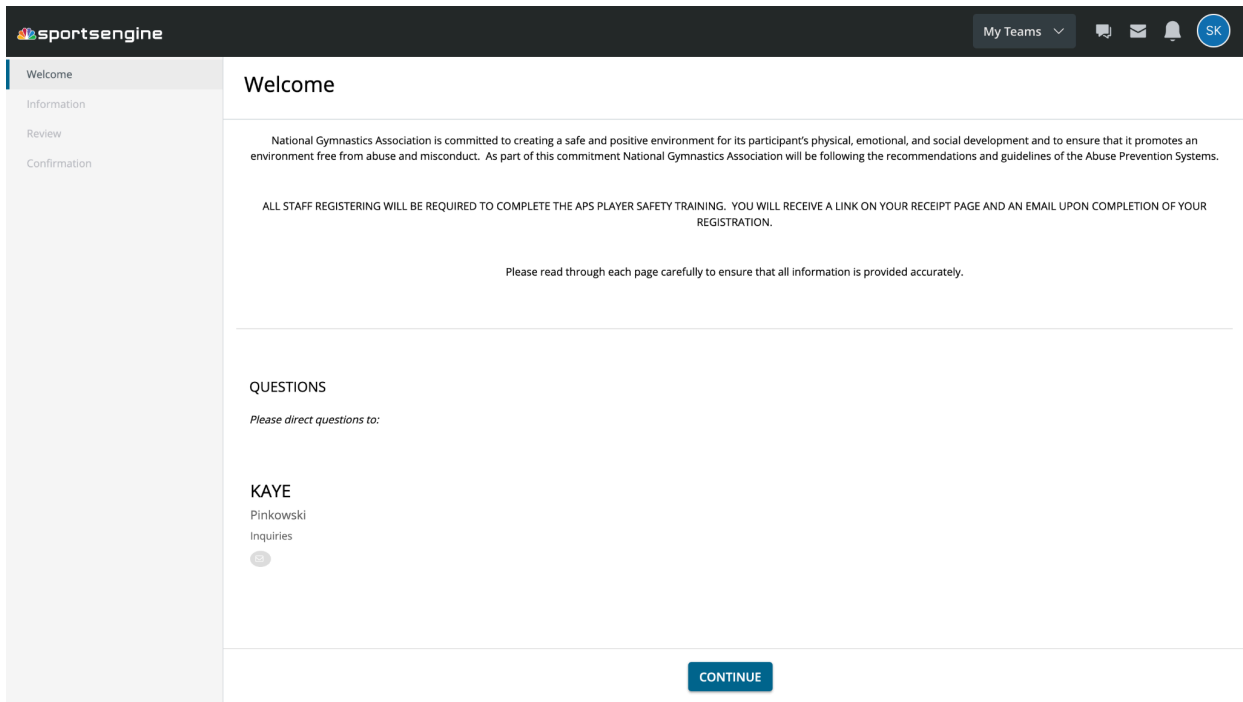
2. Click on the '**Abuse Prevention Training Link**':



3. You will be redirected to the NGA Sports Engine page, click on '**Sign In**' in the upper right hand corner.



4. Once signed in scroll down and click on **‘Continue’**:



5. You will be prompted to enter information to register.
 - a. Once you complete the registration you will receive an email prompting you to **‘COMPLETE APS TRAINING’**.
 - b. Click on the button and the abuse prevention training will open in a new browser tab or window.

You must complete your Abuse Prevention Systems Training in order to participate in National Gymnastics Association. You can access your training by clicking the button below or visiting your [SportsEngine Account](#).

COMPLETE APS TRAINING

6. Click on the play button to start the training and review each section.
7. Once you have completed each section, check the box to confirm you watched all the videos and then click on **'Take quiz'**.
8. Upon receiving a passing grade, download your certificate and repeat the above steps to upload the certificate on your profile on scoreflippers.

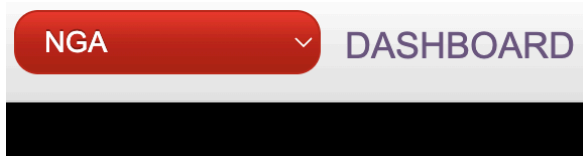
How to Upload Documents for NGA Membership Requirements

Please follow the below steps to upload required documents for your NGA membership:

1. Navigate to <http://scoreflippers.com/> and click on the **'NGA'** icon:

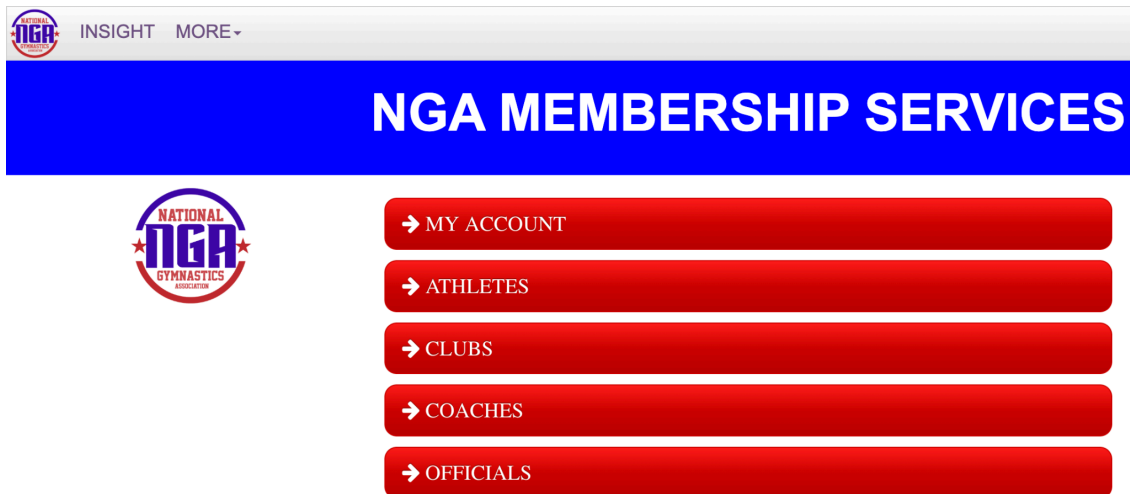


2. Next, click on the **'NGA MEMBER SERVICES'** button:

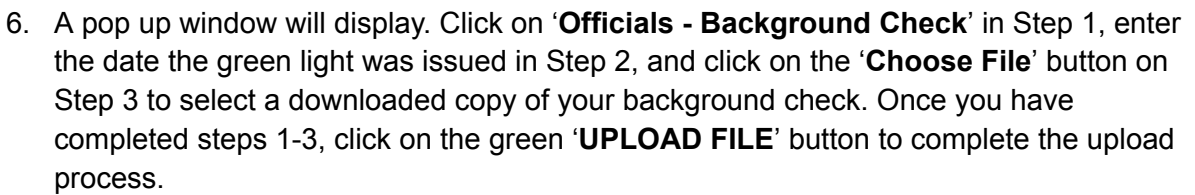


- NGA MEMBER SERVICES
- EVENT REGISTRATION
- SANCTIONED EVENTS

3. Click on the **'OFFICIALS'** button:



4. You'll be prompted to log in (or create an account):



Upload Certificates

Step 1: Select Certificate Type

Officials - Background Check

Step 2: Type Certificate Issue Date

3/13/2024

*** Date Required

Step 3: Choose Certificate File

Choose File


Gmail - US...tion 2024.pdf

Step 4: Upload Certificate

UPLOAD FILE

NGA - CERTIFICATES MUST BE VALID THROUGH END OF COMPETITION SEASON (JUNE 30th) WITHIN 2 YEARS OF ISSUANCE

Example: Background Check Issued on 11/14/2022 is valid thru 11/13/2024 (Would NOT be valid for 2024-2025 season)



- You will receive a message in green text confirming your upload. You can now click on the 'X' in the upper right corner to close the window.

**Step 1: Select Certificate Type**

Officials - Background Check

Step 2: Type Certificate Issue Date

3/13/2024

*** Date Required

Step 3: Choose Certificate File**Choose File** No file chosen**Step 4: Upload Certificate**

UPLOAD FILE

Certificate Uploaded. Membership Will Now Review Your Pending Item.**NGA - CERTIFICATES MUST BE VALID THROUGH END OF COMPETITION SEASON (JUNE 30th) WITHIN 2 YEARS OF ISSUANCE***Example: Background Check Issued on 11/14/2022 is valid thru 11/13/2024 (Would NOT be valid for 2024-2025 season)*